

CNMI Weekly Syndromic Surveillance Report

EPI WEEK 06

EPI WEEK DATE: February 02, 2025 – February 08, 2025

Clinic	Influenza-Like-Illness (ILI)		Diarrhea (DIA)		Prolonged Fever (PF)		Acute Fever and Rash (AFR)		Total Encounters	
	Last week	Current week	Last week	Current week	Last week	Current week	Last week	Current week	Last week	Current week
CHCC Family Care Clinic	0	1	0	0	0	2	0	0	357	366
CHCC Women's Clinic	0	0	0	0	0	0	0	0	136	140
CHCC Children's Clinic	11	10	1	0	11	9	0	0	238	244
CHCC Emergency Room	23	30	4	3	14	10	0	0	429	448
Kagman Isla Community Health	1	3	0	0	0	0	0	0	121	139
Tinian Isla Community Health	0	0	0	0	0	0	0	0	43	52
Southern Isla Community Health	3	4	0	0	0	0	0	0	125	151
CHCC Tinian Health Center	1	0	4	1	0	1	0	0	111	143
CHCC Rota Health Center	0	1	0	0	0	0	0	0	87	110
	39	49	9	4	25	22	0	0	1647	1793

ALERTS AND TRENDS

↑

ILI: Increase from previous week

↓

DIA: Decrease from previous week

↓

PF: Decrease from previous week

↔

AFR: Stable from previous week

KEY TAKEAWAYS

➤ 9% Increase in Total Encounters from the last Epi Week to the current Epi Week.

➤ 40% Increase in Influenza Like Illness cases were seen this Epi Week (#06) compared to the average of the previous 3 Epi Weeks (#05, 04, & 03).

➤ 14% Increase in Prolonged Fever cases were seen this Epi Week (#06) compared to the average of the previous 3 Epi Weeks (#05, 04, & 03).

❖ 25 Influenza cases

❖ 24 Flu A & 1 Flu A H3

Syndromes	Epi Week				Percent (%) change from current week to previous 3 weeks	Antimicrobial Resistant (AMR) Infections		
	06	05	04	03		Organism	EW 06	2025 YTD Totals
Influenza-Like Illness	49	39	38	28	40%	MRSA	1	9
Diarrhea	4	9	8	7	-50%	VRE	0	1
Prolonged Fever	22	25	22	11	14%	ESBL	2	16
Acute Fever and Rash	0	0	0	0	0%	CRE	0	0

1



Commonwealth Healthcare Corporation

Commonwealth of the Northern Mariana Islands

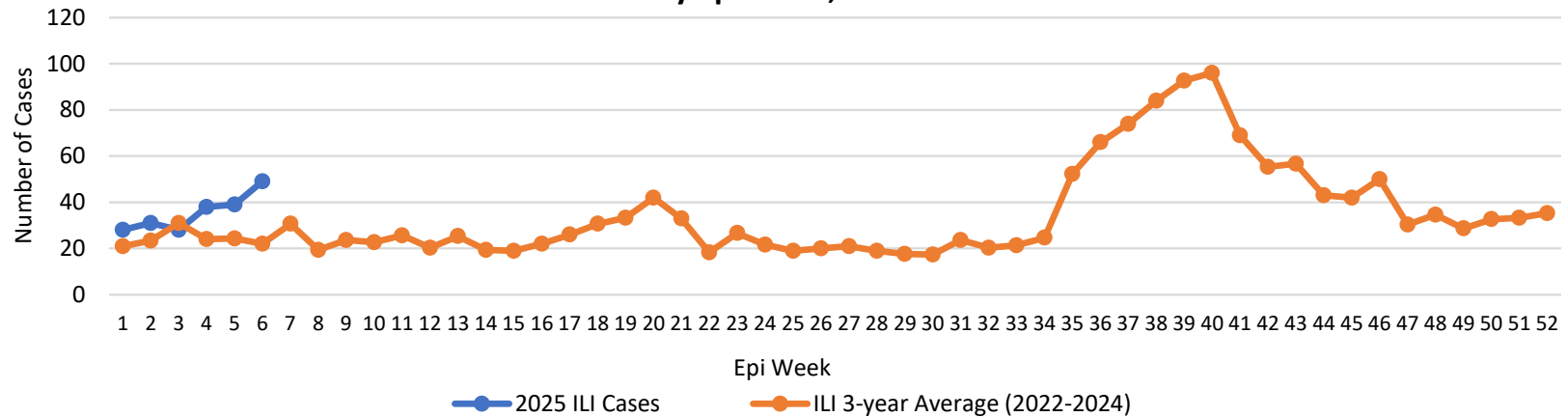


CNMI Weekly Syndromic Surveillance Trends

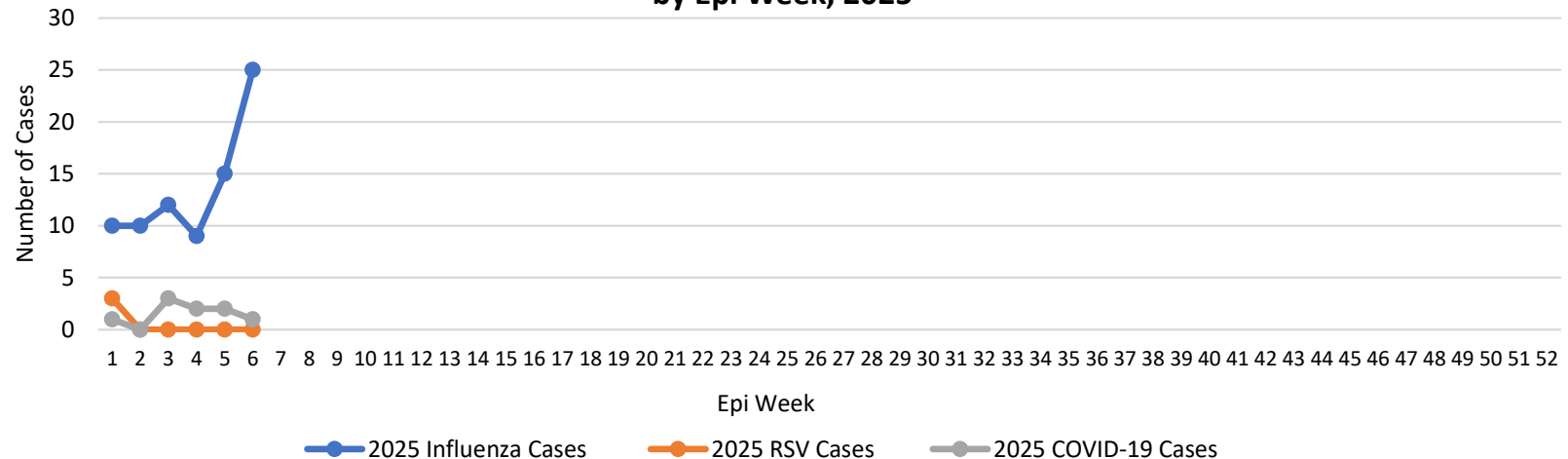
EPI WEEK 06

EPI WEEK DATE: February 02, 2025 – February 08, 2025

Total Number of Influenza-Like Illness (ILI) Cases Reported in the CNMI by Epi Week, 2025

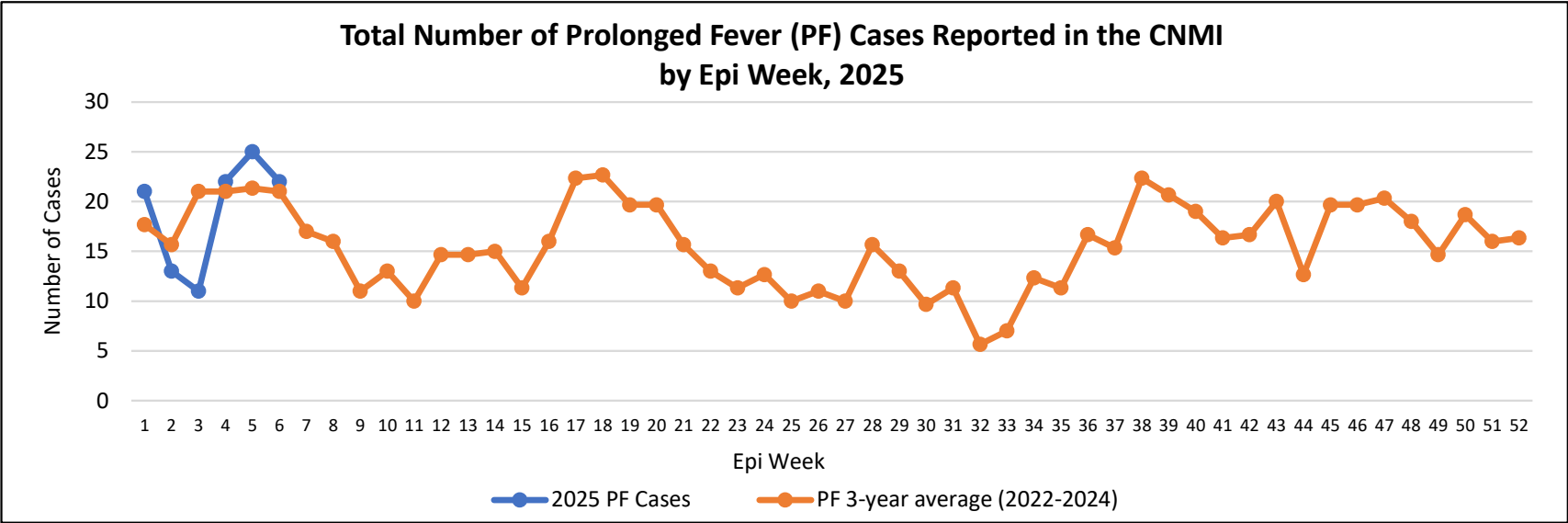
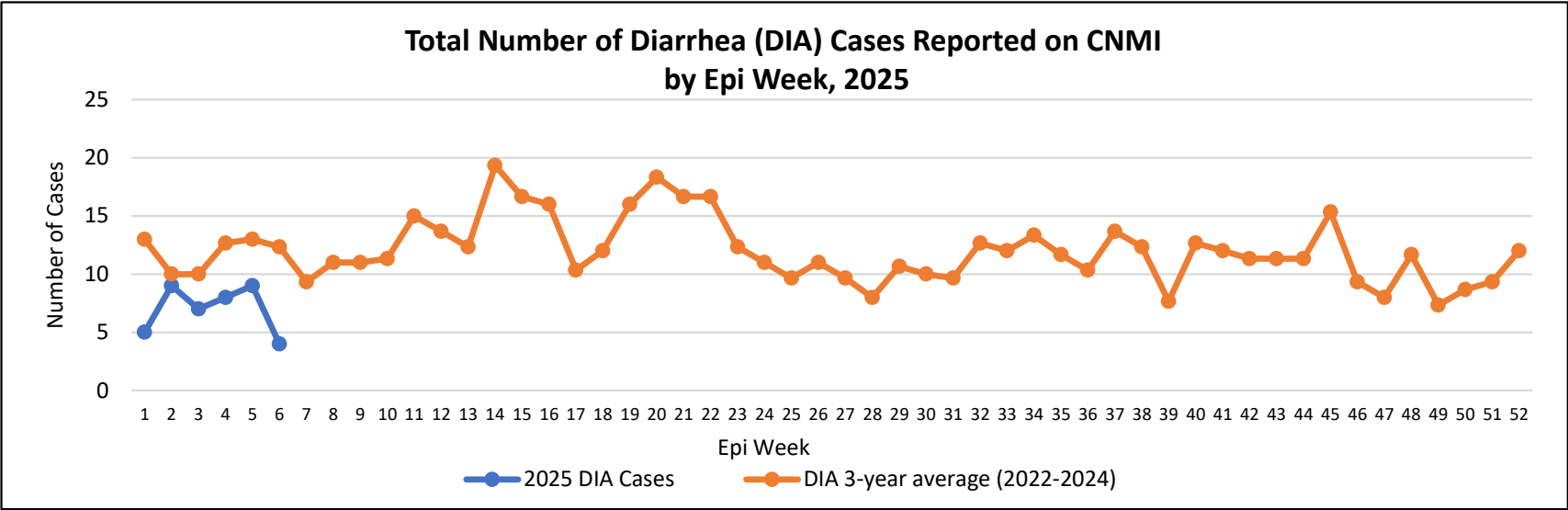


Total Number of Influenza, RSV, & COVID-19 Cases Reported in the CNMI by Epi Week, 2025



CNMI Weekly Syndromic Surveillance Trends

EPI WEEK 06 EPI WEEK DATE: February 02, 2025 – February 08, 2025



CNMI Weekly Notifiable Disease Report for Select NNDs

EPI WEEK 06

EPI WEEK DATE: February 02, 2025 – February 08, 2025

In the table below, weekly and year to date counts are displayed for Epi Week 06 and 2025, respectively. Additionally, a 3-year weekly average is calculated for the same Epi Week from the previous 3 years (2022-2024) for comparison to the current week. Incidence rates are calculated for 2024 and 2025 using the estimated population for the CNMI from the U.S. Census Bureau.

Condition	Epi Week 06	2025 YTD	3-year weekly average counts	2025 YTD Incidence Rates*	2024 Incidence Rates*
Enteric Diseases:					
Campylobacter	0	0	0	0.0	35.2
Ciguatera fish poisoning	0	2	0	3.9	9.8
Salmonella	0	3	0	5.9	43.0
Environmental:					
Elevated Blood Lead Levels	0	0	0	0.0	7.8
Sexually Transmitted Infections:					
Chlamydia	10	31	6	60.8	418.6
Gonorrhea	1	5	1	9.8	48.9
Syphilis	0	0	0	0.0	5.9
Respiratory Infections:					
Influenza	25	81	-	159.0	831.4
RSV	0	3	-	5.9	142.8
COVID-19	1	9	433	17.7	1299.0
Tuberculosis:					
TB, Confirmed	0	1	1	2.0	19.6
TB, Under Investigation	1	6	1	11.8	7.8

*Rate per 100,000; Data are preliminary and subject to change. CNMI population estimates were determined using 2024 and 2025 Census International Database (https://www.census.gov/data-tools/demo/idb/#/country?YR_ANIM=2021&COUNTRY_YR_ANIM=2021&FIPS_SINGLE=CQ)

CNMI Weekly Prescription Drug Monitoring Program (PDMP) Report

EPI WEEK 6 | EPI WEEK DATE: FEBRUARY 2 – FEBRUARY 8, 2025

WEEKLY CASE COUNTS											
POLYSUBSTANCE		OPIOID			STIMULANT			BENZODIAZEPINE			OTHER SUBSTANCE
OVERDOSE	MISUSE	OVERDOSE	ODU	MISUSE	OVERDOSE	StUD	MISUSE	OVERDOSE	BUD	MISUSE	OVERDOSE
0	0	0	0	0	0	0	5	0	0	1	0

NOTE: The encounters have been monitored since 2020. Some individuals might be involved in multiple cases or flagged multiple times for the same type of encounter in a single EPI week. The overdose Surveillance has expanded to include Stimulant and Polysubstance cases in 2021, Benzodiazepine cases in 2022. The Polysubstance cases are also counted under respective categories. Prior cases of any overdose related encounters might be duplicated under Other Substance Overdose category. Other Substance category analysis is solely depending on indications from the providers' notes. The substances reported are not verified by NDC number or DEA substance database.

PDMP IDENTIFIED CASES:
NUMBER OF PATIENT/ENCOUNTER FLAGGED by EPI WEEK 2025

- FATAL OVERDOSE

NON-FATAL OVERDOSE

SUBSTANCE USE DISORDER or MISUSE



CASE: DEFINITION	
OVERDOSE	Injury to the body (poisoning) that happens when a drug is taken in excessive amounts. An overdose can be fatal or nonfatal, accidental or intentional.
POLY-SUBSTANCE	The use of more than one drug, also known as polysubstance use, is common. This includes when two or more are taken together or within a short time period, either intentionally or unintentionally. Intentional polysubstance use occurs when a person takes a drug to increase or decrease the effects of a different drug or wants to experience the effects of the combination. Unintentional polysubstance use occurs when a person takes drugs that have been mixed or cut with other substances, like fentanyl, without their knowledge. Whether intentional or not, mixing drugs is never safe because the effects from combining drugs may be stronger and more unpredictable than one drug alone, and even deadly. *For overdose Surveillance, Poly-Substance Use only includes encounters associated with Opioids, Stimulants, and/or Benzodiazepines.
MISUSE	The use of illegal drugs and/or the use of prescription drugs in a manner other than as directed by a doctor, such as use in greater amounts, more often, or longer than told to take a drug or using someone else's prescription.
OPIOID USE DISORDER	A problematic pattern of opioid, stimulant, or benzodiazepine uses that lead to serious impairment or distress. Diagnosing OUD/SUD/BUD requires a thorough evaluation, which may include obtaining the results of urine drug testing and prescription drug monitoring program (PDMP) reports, when OUD/SUD/BUD is suspected. A diagnosis is based on specific criteria such as unsuccessful efforts to cut down or control use, or use resulting in social problems and a failure to fulfill obligations at work, school, or home, among other criteria.
STIMULANT USE DISORDER	
BENZODIAZEPINE USE DISORDER	
SUSPECTED MISUSE	Any encounters that possibly leading to the above descriptions with such providers' comments as "requesting prescription refills (at emergency department)", "drug-seeking-behavior", and "frequent ER visitor for the same complaint for chronic pain and requesting 'stronger' medication". Also, cases where providers indicate there is possibility for misuse on the EHR system or when patients inform that they took Oxycodone (for example) and no PDMP data to support the patients' statement.

SENTINEL SITES

Commonwealth Healthcare Corporation (CHCC)

ER - Emergency Room, PCAP - Primary Care Access Point, CC - Children's Clinic, FCC - Family Care Clinic, WC - Women's Clinic, THC - Tinian Health Clinic, RHC - Rota Health Center

Private Clinic

KICH - Kagman Isla Community Health, TICH - Tinian Isla Community Health, SICH – Southern Isla Community Health

CNMI Weekly Health & Vital Statistics Report

REPORTING PERIOD: EPI YEAR 2025 as of EPI WEEK 06

The statistics on births, deaths, and causes of deaths in this report are derived from birth and death registrations processed daily at the Health and Vital Statistics Office.

<ul style="list-style-type: none">• Number of births: 12(56)• Average: 9(per week)• Infections present and/or treated during pregnancy:<ul style="list-style-type: none">○ Chlamydia: 0(1)○ Gonorrhea: 0(0)○ Syphilis: 0(0)○ Hepatitis B: 0(1)○ Hepatitis C: 0(0)○ COVID-19: 0(0)• Substance use during pregnancy:<ul style="list-style-type: none">○ Cigarette smoking: 0(0)○ Betelnut chewing: 0(8)○ Betelnut chewing + tobacco: 0(8)○ Alcohol use: 1(1)○ Drug use: (Cannabis, Crystal meth-Ice, Opioid, Others, etc.) 0(0)○ E-Cigarette use: 0(1)<ul style="list-style-type: none">▪ 3 months before pregnancy 0(0)▪ During pregnancy 0(1)• Maternal risk factors in pregnancy:<ul style="list-style-type: none">○ Pre-pregnancy DM: 0(0)○ Gestational DM: 0(3)○ Pre-pregnancy HTN: 0(3)○ Gestational HTN: 2(4)• Infant risk factors (Low survival births)<ul style="list-style-type: none">○ Birth weight < 1500 grams: 0(0)○ Birth weight < 2500 grams: 0(5)○ Gestation age < 37 weeks: 3(5)	<ul style="list-style-type: none">• Number of deaths: 5(31)• Average: 5(per week)• Number of deaths who received COVID-19 vaccine:<table><tr><td>Age range:</td><td>< 5</td><td>≥ 5</td><td>12-17</td><td>18 & over</td></tr><tr><td>Nº of death</td><td>0(2)</td><td>0(0)</td><td>0(0)</td><td>5(29)</td></tr><tr><td>Nº Vaccinated</td><td>0(0)</td><td>0(0)</td><td>0(0)</td><td>4(20)</td></tr><tr><td>% Vaccinated</td><td>0%</td><td>0%</td><td>0%</td><td>69%</td></tr></table>• Mortality Surveillance: 5(31)<ul style="list-style-type: none">○ Non-communicable diseases: 3(23)<ul style="list-style-type: none">▪ Cancer related deaths 2(6)▪ Tobacco related deaths 0(2)○ COVID-19 related deaths: 0(0)<ul style="list-style-type: none">▪ COVID-19 other contributing conditions¹ 0(0)○ Fetal Deaths²: 0(0)○ Infant Deaths: 0(2)○ Children (aged 1 - 4 years) Deaths: 0(0)○ Maternal Deaths: 0(0)○ Accident or Injury Related Deaths³: 0(0)<ul style="list-style-type: none">▪ Drowning: 0(0)▪ Suicide: 0(0)▪ Homicide: 0(0)▪ Traffic fatality: 0(0)▪ Drug and/or opioid overdose: 0(0)▪ Poisoning: 0(0)	Age range:	< 5	≥ 5	12-17	18 & over	Nº of death	0(2)	0(0)	0(0)	5(29)	Nº Vaccinated	0(0)	0(0)	0(0)	4(20)	% Vaccinated	0%	0%	0%	69%
Age range:	< 5	≥ 5	12-17	18 & over																	
Nº of death	0(2)	0(0)	0(0)	5(29)																	
Nº Vaccinated	0(0)	0(0)	0(0)	4(20)																	
% Vaccinated	0%	0%	0%	69%																	

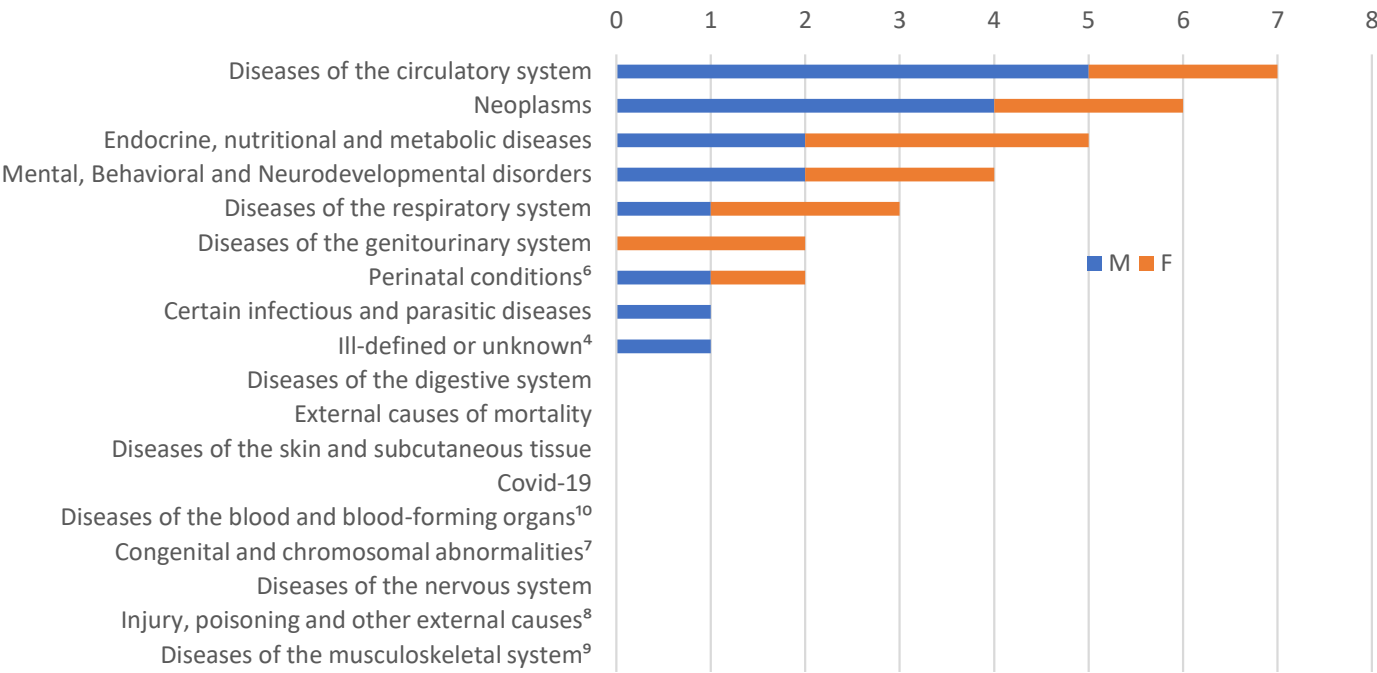
¹ Other significant condition contributing to death but NOT resulting in the underlying cause.² Fetal deaths = Fetus weighed ≥ 350 grams, or fetal demise > 20 weeks of completed gestation.
³ Accident or Injury related deaths = Manner of death beyond Natural Causes: accidental deaths (traffic and drowning), suicide, drug overdose, and poisoning.
Data source: Electronic Vital Registration System (EVRS)

CNMI Weekly Health & Vital Statistics Report

REPORTING PERIOD: EPI YEAR 2025 as of EPI WEEK 06

The statistics on births, deaths, and causes of deaths in this report are derived from birth and death registrations processed daily at the Health and Vital Statistics Office.

Disease-specific causes of death by sex, December 29, 2024 - February 08, 2025



⁴Symptoms, signs and abnormal clinical and laboratory findings, not elsewhere classified; ⁵ Mental, Behavioral and Neurodevelopmental disorders; ⁶Certain conditions originating in the perinatal period; ⁷Congenital malformations, deformations and chromosomal abnormalities; ⁸Injury, poisoning and certain other consequences of external causes; ⁹Diseases of the musculoskeletal system and connective tissue, ¹⁰Diseases of the blood and blood-forming organs and certain disorders involving the immune mechanism

Vital events reported, December 29, 2024 - February 08, 2025

