



Commonwealth Healthcare Corporation

CNMI Weekly Syndromic Surveillance Report



EPI WEEK 35

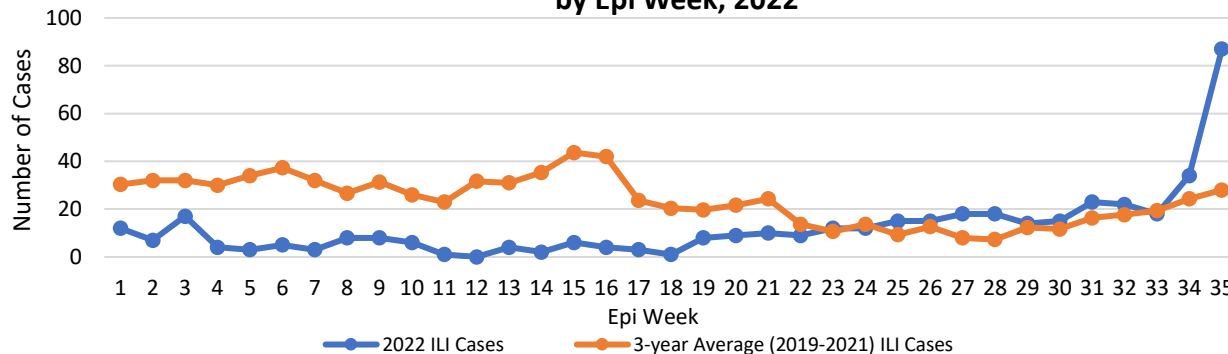
EPI WEEK DATE: August 28 - September 03, 2022

| Clinic | Influenza-Like-Illness (ILI) | | Diarrhea (DIA) | | Prolonged Fever (PF) | | Acute Fever and Rash (AFR) | | Total Encounters | |
|------------------------------|------------------------------|--------------|----------------|--------------|----------------------|--------------|----------------------------|--------------|------------------|--------------|
| | Last week | Current week | Last week | Current week | Last week | Current week | Last week | Current week | Last week | Current Week |
| CHCC Family Care Clinic | 0 | 1 | 0 | 2 | 0 | 0 | 0 | 0 | 397 | 394 |
| CHCC Women's Clinic | 0 | 0 | 0 | 0 | 0 | 0 | 0 | 0 | 104 | 103 |
| CHCC Children's Clinic | 9 | 14 | 1 | 0 | 3 | 1 | 0 | 1 | 215 | 224 |
| CHCC Emergency Room | 20 | 61 | 12 | 9 | 7 | 2 | 2 | 0 | 465 | 564 |
| Kagman Isla Community Health | 5 | 4 | 1 | 0 | 0 | 0 | 0 | 0 | 246 | 231 |
| Tinian Isla Community Health | 0 | 0 | 1 | 1 | 0 | 0 | 0 | 0 | 38 | 23 |
| CHCC Tinian Health Center | 0 | 6 | 0 | 0 | 0 | 0 | 1 | 0 | 107 | 131 |
| CHCC Rota Health Center | 0 | 1 | 1 | 1 | 0 | 0 | 0 | 0 | 24 | 142 |
| | 34 | 87 | 16 | 13 | 10 | 3 | 3 | 1 | 1596 | 1812 |

KEY TAKEAWAYS

- **14% Increase** in **Total Encounters** from the last epi week to the current epi week.
- **68% Decrease** in **COVID-19** cases were seen this epi week (#35) compared to the average of the previous 3 epi weeks (#34, 33, & 32).
- **253% Increase** in **Influenza-like cases** were seen this epi week (#35) compared to the average of the previous 3 epi weeks (#34, 33, & 32).

Total Number of Influenza-like Illness (ILI) Cases Reported in the CNMI by Epi Week, 2022



ALERTS AND TRENDS

- ↑ ILI: Increase from previous week
- ↓ PF: Decrease from previous week
- ↓ AFR: Decrease from previous week
- ↓ DIA: Decrease from previous week

| Syndromes | Epi Week | | | | % Change from current week to previous 3 weeks | COVID Hospitalizations | |
|------------------------|----------|----|----|----|--|--------------------------------|--------|
| | 35 | 34 | 33 | 32 | | Date Range | Totals |
| Acute Fever and Rash | 1 | 3 | 3 | 4 | Unstable | August 28 – September 03, 2022 | 1 |
| Prolonged fever | 3 | 10 | 7 | 7 | -63% | August 21 – August 27, 2022 | 2 |
| Influenza-like illness | 87 | 34 | 18 | 22 | 253% | 11/09/2021 – 08/20/2022 | 275 |
| Diarrhea | 13 | 16 | 12 | 15 | -9% | | |



Commonwealth Healthcare Corporation

CNMI Weekly OD2A Surveillance Report

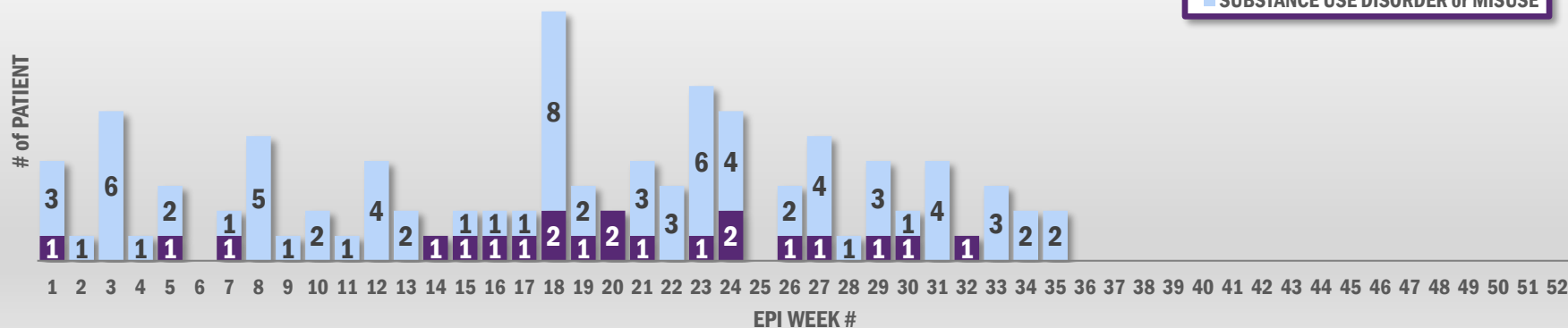


EPI WEEK35 | EPI WEEK DATE: AUGUST 28 – SEPTEMBER 3, 2022

| WEEKLY CASE COUNTS | | | | | | | | | | | |
|--------------------|--------|----------|-----|--------|-----------|-----|--------|----------------|-----|--------|-----------------|
| POLY SUBSTANCE | | OPIOID | | | STIMULANT | | | BENZODIAZEPINE | | | OTHER SUBSTANCE |
| OVERDOSE | MISUSE | OVERDOSE | ODU | MISUSE | OVERDOSE | SUD | MISUSE | OVERDOSE | BUD | MISUSE | OVERDOSE |
| 0 | 0 | 0 | 0 | 0 | 0 | 1 | 0 | 0 | 0 | 1 | 0 |

NOTE: The encounters have been monitored since 2020. Some individuals might be involved in multiple cases or flagged multiple times for the same type of encounter in a single EPI week. The OD2A Surveillance has expanded to include Stimulant and Poly Substance cases in 2021, Benzodiazepine cases in 2022. The Poly Substance cases are also counted under respective categories. Prior cases of these overdose might be duplicated under Other Substance Overdose category.

OD2A SURVEILLANCE: PATIENT by EPI WEEK 2022



| CASE: DEFINITION | |
|-----------------------------|--|
| OVERDOSE | Injury to the body (poisoning) that happens when a drug is taken in excessive amounts. An overdose can be fatal or nonfatal, accidental or intentional. |
| POLY-SUBSTANCE | The use of more than one drug, also known as polysubstance use, is common. This includes when two or more are taken together or within a short time period, either intentionally or unintentionally. Intentional polysubstance use occurs when a person takes a drug to increase or decrease the effects of a different drug or wants to experience the effects of the combination. Unintentional polysubstance use occurs when a person takes drugs that have been mixed or cut with other substances, like fentanyl, without their knowledge. Whether intentional or not, mixing drugs is never safe because the effects from combining drugs may be stronger and more unpredictable than one drug alone, and even deadly. *For OD2A Surveillance, Poly-Substance Use only includes encounters associated with Opioids, Stimulants, and/or Benzodiazepines. |
| MISUSE | The use of illegal drugs and/or the use of prescription drugs in a manner other than as directed by a doctor, such as use in greater amounts, more often, or longer than told to take a drug or using someone else's prescription. |
| OPIOD USE DISORDER | A problematic pattern of opioid, stimulant, or benzodiazepine uses that lead to serious impairment or distress. Diagnosing OUD/SUD/BUD requires a thorough evaluation, which may include obtaining the results of urine drug testing and prescription drug monitoring program (PDMP) reports, when OUD/SUD/BUD is suspected. A diagnosis is based on specific criteria such as unsuccessful efforts to cut down or control use, or use resulting in social problems and a failure to fulfill obligations at work, school, or home, among other criteria. |
| STIMULANT USE DISORDER | |
| BENZODIAZEPINE USE DISORDER | |
| SUSPECTED MISUSE | Any encounters that possibly leading to the above descriptions with such providers' comments as "requesting prescription refills (at emergency department)", "drug-seeking-behavior", and "frequent ER visitor for the same complaint for chronic pain and requesting 'stronger' medication". Also, cases where providers indicate there is possibility for misuse on the EHR system or when patients inform that they took Oxycodone (for example) and no PDMP data to support the patients' statement. |

SENTINEL SITES

Commonwealth Healthcare Corporation (CHCC)
ER - Emergency Room, PCAP - Primary Care Access Point,
CC - Children's Clinic, FCC - Family Care Clinic, WC - Women's Clinic,
THC - Tinian Health Clinic, RHC - Rota Health Center
Private Clinic
KICH - Kagman Isla Community Health,
TICH - Tinian Isla Community Health



Overdose Data to Action Program
Suite 305, Marina Heights II Bldg.
P.O. Box 500409, Saipan, MP 96950
TEL: (670) 322-0061 | Email: od2a@chcc.health



Commonwealth Healthcare Corporation

CNMI Weekly Notifiable Disease Report



EPI WEEK 35

EPI WEEK DATE: August 28 - September 03, 2022

In the table below, weekly and year to date counts are displayed through epi week 35. Additionally, a 3-year weekly average of incident counts comparing the incident count for this time period to the average of the previous 3 years (2019-2021) is included as well as incident rates for conditions that have counts greater than 20. Rates cannot be calculated for counts less than 20 due to statistical unreliability.

| Condition | Epi Week 35 | 2022 YTD | 3-year weekly average incident counts | 2022 YTD Incident Rate* | 2021 Incident Rate* |
|-----------------------------|-------------|----------|---------------------------------------|-------------------------|---------------------|
| Enteric | | | | | |
| Campylobacter | 2 | 23 | 0 | 48.6 | 29.6 |
| Ciguatera fish poisoning | 0 | 2 | 0 | 4.2 | 33.8 |
| Salmonella | 0 | 13 | 0 | 27.5 | 25.4 |
| Environmental | | | | | |
| Elevated Blood Lead Levels | 0 | 5 | 0 | 10.6 | 31.7 |
| Sexually Transmitted | | | | | |
| Chlamydia | 4 | 142 | 4 | 300.0 | 437.4 |
| Gonorrhea | 0 | 8 | 0 | 16.9 | 35.9 |
| Syphilis | 0 | 0 | 0 | 0.0 | 6.3 |
| Respiratory | | | | | |
| COVID-19 | 27 | 9605 | 4 | 20294.1 | 6757.0 |
| Post-Vaccine | 7 | 6371 | 1.87 | 13461.1 | 4198.3 |
| Tuberculosis | | | | | |
| TB, Confirmed | 0 | 6 | 1 | 12.7 | 74.0 |
| TB, Under Investigation | 1 | 16 | 0.2 | 33.8 | 44.4 |

*Rate per 100,000; Data are preliminary and subject to change. CNMI population estimates were determined using 2021 Census International Database (https://www.census.gov/data-tools/demo/idb/#/country?YR_ANIM=2021&COUNTRY_YR_ANIM=2021&FIPS_SINGLE=CQ)



Commonwealth Healthcare Corporation

CNMI Weekly COVID-19 Surveillance Report

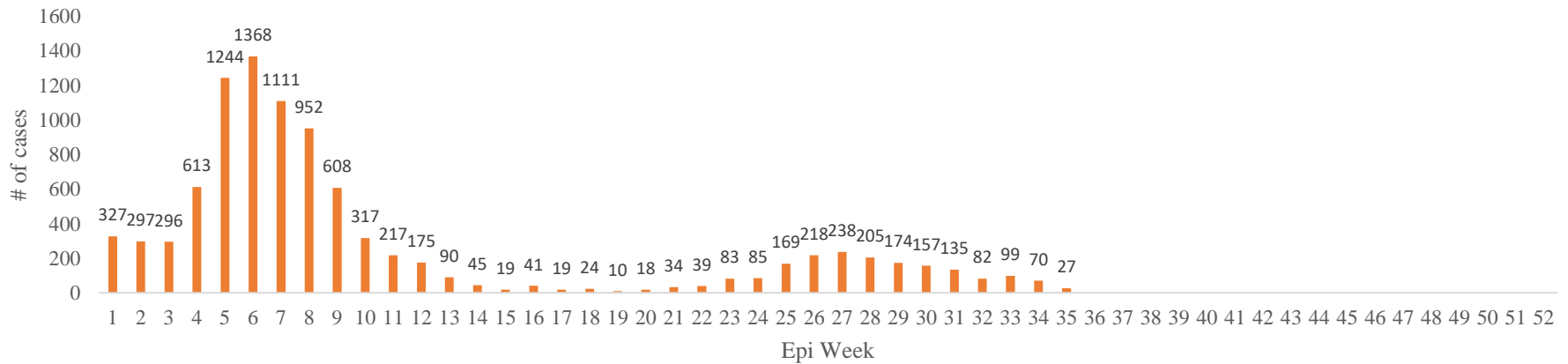


EPI WEEK 35

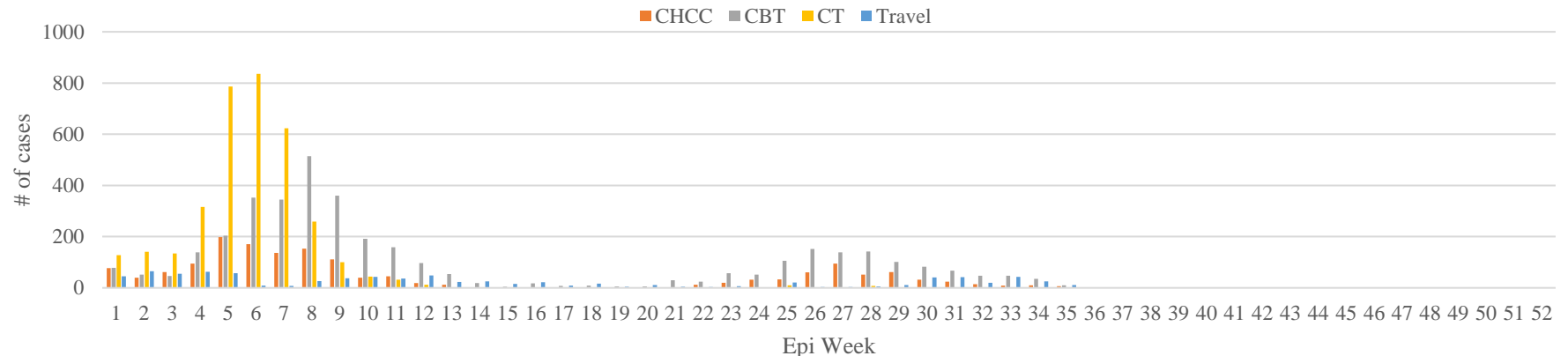
EPI WEEK DATE: August 28 - September 03, 2022

For additional COVID-19 data, please visit this link: <https://chcc.datadriven.health/ui/99/dashboard/cbaeede2-4f75-11eb-b380-0242ac1d004a>

Covid-19 Cases Reported, January 02, 2022 - September 03, 2022



Covid-19 Diagnoses Source, January 02, 2022 - September 03, 2022



For **COVID-19 vaccination data**, please visit this link: <https://www.vaccinatecnmi.com/vax-dashboard/>

*Data are preliminary and subject to change.



Commonwealth Healthcare Corporation

CNMI Weekly Health & Vital Statistics Report



REPORTING PERIOD: EPI YEAR 2022 as of EPI WEEK 35

The statistics on births, deaths, and causes of deaths in this report are derived from birth and death registrations processed daily at the Health and Vital Statistics Office.

- **Number of births:** 6 (312)
- **Average:** 9 (per week)
- **Infections present and/or treated during pregnancy:**
 - Chlamydia: 0 (17)
 - Gonorrhea: 0 (1)
 - Syphilis: 0 (0)
 - Hepatitis B: 0 (2)
 - Hepatitis C: 0 (1)
 - COVID-19: 0 (28)
- **Substance use during pregnancy:**
 - Cigarette smoking: 0 (13)
 - Betelnut chewing: 3 (66)
 - Betelnut chewing + tobacco: 3 (65)
 - Alcohol use: 0 (0)
 - Drug use: 0 (3)
- **Maternal risk factors in pregnancy:**
 - Pre-pregnancy DM: 0 (10)
 - Gestational DM: 0 (47)
 - Pre-pregnancy HTN: 0 (5)
 - Gestational HTN: 0 (16)

- **Number of deaths:** 2 (191)
- **Average:** 6 (per week)
- **Number of deaths who received COVID-19 vaccine:**

| Age range: | < 5 | ≥ 5 | 12-17 | 18 & over |
|---------------|-------|-------|-------|-----------|
| Nº of death | 0 (5) | 0 (0) | 0 (1) | 2 (185) |
| Nº Vaccinated | 0 (0) | 0 (0) | 0 (0) | 2 (120) |
| % Vaccinated | 0% | 0% | 0% | 65% |

Note: On 06/18/2022, CDC approved children aged 6 months to under 5 years-old to receive the COVID-19 vaccine.
- **COVID-19 related deaths:** 0 (26)
 - COVID-19 as underlying cause of death: 0 (20)
 - COVID-19 as other contributing condition:* 0 (6)
 - * Reported as other significant conditions contributing to death but NOT resulting in the underlying cause*
- **Opioid related deaths:** 0 (0)
- **Top 5 Leading Causes of Death:**
 - Diseases of the circulatory system: 1 (59)
 - Neoplasms: 1 (32)
 - Codes for special purposes (COVID-19): 0 (20)
 - Endocrine, nutritional and metabolic diseases: 0 (14)
 - Disease of the digestive system: 0 (13)
 - All other causes: 0 (53)

Data source: Electronic Vital Registration System (EVRS)

