



Commonwealth Healthcare Corporation

CNMI Weekly Syndromic Surveillance Report



EPI WEEK 9

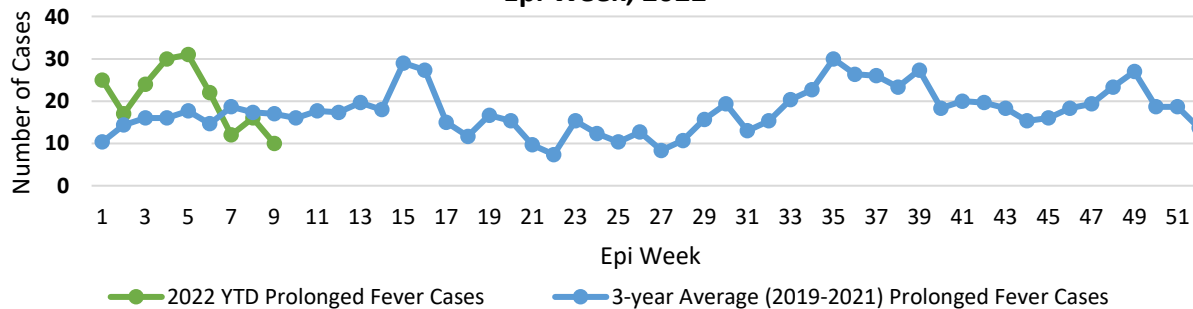
EPI WEEK DATE: February 27, 2022 - March 05, 2022

| Clinic | Influenza-Like-Illness (ILI) | | Diarrhea (DIA) | | Prolonged Fever (PF) | | Acute Fever and Rash (AFR) | | Total Encounters | |
|------------------------------|------------------------------|--------------|----------------|--------------|----------------------|--------------|----------------------------|--------------|------------------|--------------|
| | Last week | Current week | Last week | Current week | Last week | Current week | Last week | Current week | Last week | Current Week |
| CHCC Family Care Clinic | 0 | 0 | 0 | 0 | 0 | 0 | 0 | 0 | 271 | 329 |
| CHCC Women's Clinic | 0 | 0 | 0 | 0 | 0 | 0 | 0 | 0 | 138 | 165 |
| CHCC Children's Clinic | 0 | 0 | 0 | 1 | 0 | 0 | 0 | 0 | 117 | 168 |
| CHCC Emergency Room | 3 | 1 | 8 | 8 | 14 | 9 | 0 | 0 | 395 | 296 |
| Kagman Isla Community Health | 1 | 0 | 0 | 0 | 0 | 0 | 0 | 0 | 207 | 218 |
| Tinian Isla Community Health | 2 | 6 | 0 | 0 | 0 | 0 | 0 | 0 | 42 | 38 |
| CHCC Tinian Health Center | 2 | 1 | 0 | 1 | 0 | 1 | 0 | 0 | 91 | 103 |
| CHCC Rota Health Center | 0 | 0 | 0 | 0 | 2 | 0 | 0 | 0 | 91 | 90 |
| | 8 | 8 | 8 | 10 | 16 | 10 | 0 | 0 | 1352 | 1407 |

KEY TAKEAWAYS

- **40% Decrease in Prolonged fever cases** was seen this epi week (#9) compared to the average of the previous 3 epi weeks (#8, 7, & 6).
- **50% Increase in Influenza like Illness cases** was seen this epi week (#9) compared to the average of the previous 3 epi weeks (#8, 7, & 6).
- **67% Increase in Diarrhea cases** was seen this epi week (#9) compared to the average of the previous 3 epi weeks (#8, 7, & 6).

Total Number of Prolonged Fever Cases Reported at CNMI Sentinel Sites by Epi Week, 2022



ALERTS AND TRENDS

- ILI: Stable from previous week
- PF: Decrease from previous week
- AFR: Stable from previous week
- DIA: Increase from previous week

| Syndromes | Epi Week | | | | % Change from current week to previous 3 weeks |
|------------------------|----------|----|----|----|--|
| | 9 | 8 | 7 | 6 | |
| Acute Fever and Rash | 0 | 0 | 1 | 0 | Unstable |
| Prolonged fever | 10 | 16 | 12 | 22 | -40% |
| Influenza-like illness | 8 | 8 | 3 | 5 | 50% |
| Diarrhea | 10 | 8 | 3 | 7 | 67% |

| ANTIMICROBIAL RESISTANT SURVEILLANCE | |
|---------------------------------------|-----------------|
| Site | Total Organisms |
| CHCC- ER | |
| Total Counts | |
| Rate per 10,000 outpatient encounters | |

Note: Pending results due to laboratory equipment interfacing.



Commonwealth Healthcare Corporation

CNMI Weekly OD2A Surveillance Report

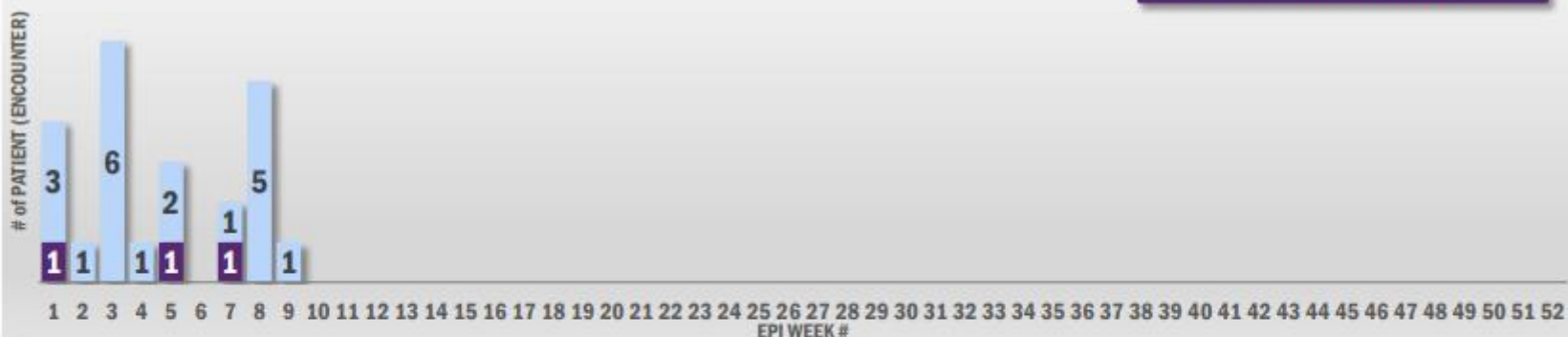


EPI WEEK#9 | EPI WEEK DATE: February 27 – March 5, 2022

| POLY-SUBSTANCE* | | OPIOID | | | | | STIMULANT | | | | | OTHER |
|-----------------|-----------|--------|----|--------|-----------|---------------|-----------|-----|---------|-----------|---------------|-------|
| PS OD | PS MISUSE | OP OD | OD | S/P OD | OP MISUSE | S/P OP MISUSE | ST OD | SUD | S/P SUD | ST MISUSE | S/P ST MISUSE | OS OD |
| 0 | 0 | 0 | 0 | 0 | 0 | 0 | 0 | 0 | 0 | 1 | 0 | 0 |

*Poly-Substance encounters are also counted under respective categories.

OD2A SURVEILLANCE: PATIENT ENCOUNTER by EPI WEEK 2022



| ACRONYMS | | | |
|------------------------|--------------------------|------------------------|--|
| FATAL / NON-FATAL CASE | | OUD, SUD or MISUSE | Confirmed Poly-Substance Misuse |
| PS OD | Poly-Substance Overdose | | Confirmed Opioid Use Disorder or Opioid Misuse |
| OP OD | Opioid Overdose | | Confirmed Stimulant Use Disorder or Stimulant Misuse |
| ST OD | Stimulant Overdose | S/P OUD, SUD or MISUSE | Suspected Opioid Use Disorder or Opioid Misuse |
| OS OD | Other Substance Overdose | | Suspected Stimulant Use Disorder or Stimulant Misuse |

| REPORTING SITE: | |
|-----------------|--|
| ED | - Emergency Department, CHCC; |
| CC | - Children's Clinic, CHCC; FCC - Family Care Clinic, CHCC; |
| WC | - Women's Clinic, CHCC; |
| THC | - Tinian Health Clinic, CHCC; RHC - Rota Health Center, CHCC; |
| KICH | - Kagman Isla Community Health; TICH - Tinian Isla Community Health |



Overdose Data to Action Program Suite 305, Marina Heights II Building
P.O. Box 500409, Saipan, MP 96950
Telephone: (670) 322-0061 Email: cnmi2a@chcc.gov.mp



Commonwealth Healthcare Corporation

CNMI Weekly Notifiable Disease Report



EPI WEEK 9

EPI WEEK DATE: February 27, 2022 - March 05, 2022

In the table below, weekly and year to date counts are displayed through epi week 5. Additionally, a 3-year weekly average of incident counts comparing the incident count for this time period to the average of the previous 3 years (2019-2021) is included as well as incident rates for conditions that have counts greater than 20. Rates cannot be calculated for counts less than 20 due to statistical unreliability.

| Condition | Epi Week 9 | 2022 YTD | 3-year weekly average incident counts | 2022 YTD Incident Rate* | 2021 Incident Rate* |
|-----------------------------|------------|----------|---------------------------------------|-------------------------|---------------------|
| Enteric | | | | | |
| Campylobacter | 0 | 1 | 0 | 2.1 | 29.6 |
| Ciguatera fish poisoning | 0 | 0 | 1 | 0 | 33.8 |
| Salmonella | 0 | 1 | 0 | 2.1 | 25.4 |
| Environmental | | | | | |
| Elevated Blood Lead Levels | 0 | 0 | 0 | 0 | 31.7 |
| Sexually Transmitted | | | | | |
| Chlamydia | 2 | 39 | 5 | 82.4 | 437.4 |
| Gonorrhea | 0 | 5 | 1 | 10.6 | 35.9 |
| Syphilis | 0 | 0 | 0 | 0 | 6.3 |
| Respiratory | | | | | |
| COVID-19 | 608 | 6816 | 2 | 14401.3 | 6757.0 |
| Post-Vaccine | 457 | 5281 | 0 | 11158.1 | 4198.3 |
| Tuberculosis | | | | | |
| TB, Confirmed | 0 | 6 | 1 | 12.7 | 46.5 |
| TB, Under Investigation | 0 | 6 | 0 | 12.7 | 44.4 |

*Rate per 100,000; Data are preliminary and subject to change. CNMI population estimates were determined using 2021 Census International Database (https://www.census.gov/data-tools/demo/idb/#/country?YR_ANIM=2021&COUNTRY_YR_ANIM=2021&FIPS_SINGLE=CQ)



Commonwealth Healthcare Corporation

CNMI Weekly COVID-19 Surveillance Report



EPI WEEK 9

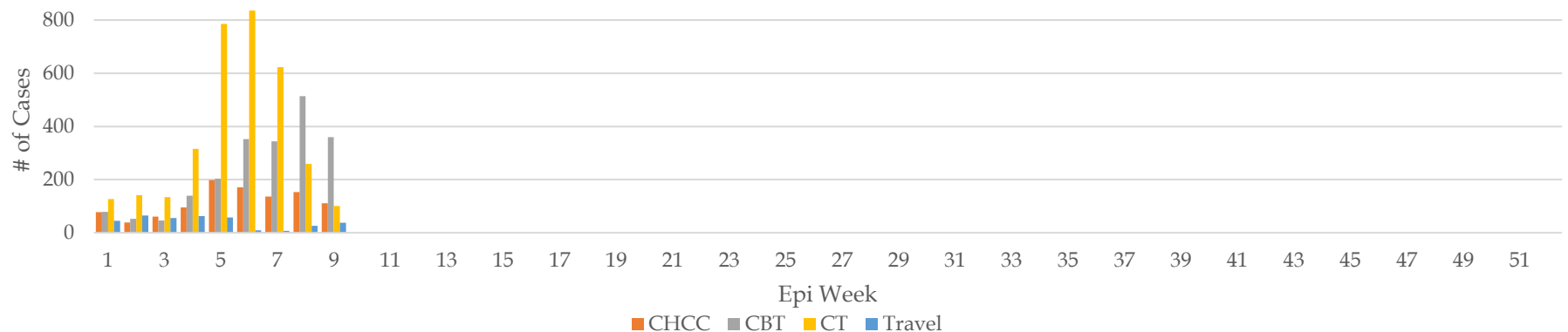
EPI WEEK DATE: February 27, 2022 - March 05, 2022

For additional COVID-19 data, please visit this link: <https://chcc.datadriven.health/ui/99/dashboard/cbaeede2-4f75-11eb-b380-0242ac1d004a>

Covid-19 Cases Reported, January 02, 2022 - March 05, 2022



Covid-19 Diagnoses Source, January 02, 2022 - March 05, 2022



For **COVID-19 vaccination data**, please visit this link: <https://www.vaccinatecnmi.com/vax-dashboard/>

*Data are preliminary and subject to change.



Commonwealth Healthcare Corporation

CNMI Weekly Health & Vital Statistics Report



REPORTING PERIOD: EPI YEAR 2022 as of EPI WEEK 9

The statistics on births, deaths, and causes of deaths in this report are derived from birth and death registrations processed daily at the Health and Vital Statistics Office.

- **Number of births:** 7 (74)
- **Average:** 8 (per week)
- **Infections present and/or treated during pregnancy:**
 - Chlamydia: 0 (3)
 - Gonorrhea: 0 (1)
 - Syphilis: 0 (0)
 - Hepatitis B: 0 (0)
 - Hepatitis C: 0 (0)
 - COVID-19: 1 (12)
- **Substance use during pregnancy:**
 - Cigarette smoking: 2 (3)
 - Betelnut chewing: 1 (14)
 - Betelnut chewing + tobacco: 1 (14)
 - Alcohol use: 0 (0)
 - Drug use: 0 (0)
- **Maternal risk factors in pregnancy:**
 - Pre-pregnancy DM: 1 (4)
 - Gestational DM: 2 (12)
 - Pre-pregnancy HTN: 0 (0)
 - Gestational HTN: 1 (7)

- **Number of deaths:** 6 (60)
- **Average:** 8 (per week)
- **Number of deaths who received COVID-19 vaccine:**

| Age range: | < 5 | ≥ 5 | 12-17 | 18 & over |
|---------------|-------|-------|-------|-----------|
| Nº of death | 0 (1) | 0 (0) | 0 (0) | 6 (59) |
| Nº Vaccinated | N/A | 0 (0) | 0 (0) | 5 (37) |
| % Vaccinated | N/A | 0% | 0% | 63% |

Note 1: On 11/6/2021, children aged 5 & over are eligible to receive the COVID-19 vaccine in the CNMI.
- **COVID-19 related deaths:** 3 (17)
 - COVID-19 as underlying cause of death: 3 (14)
 - COVID-19 as other contributing condition: 0 (3)
*** Reported as other significant conditions contributing to death but NOT resulting in the underlying cause
- **Opioid related deaths:** 0 (0)
- **Top 5 Leading Causes of Death:**
 - Diseases of the circulatory system: 1 (19)
 - Codes for special purposes (COVID-19): 3 (14)
 - Neoplasms: 1 (6)
 - External causes of mortality: 1 (4)
 - Diseases of the nervous system: 0 (4)
 - All other causes: 0 (13)

Data source: Electronic Vital Registration System (EVRS)

Vital events reported, January 2 - February 26, 2022

